

COLLECTION

2016



SILVER

COLLECTION 2016

Whether or not you're an experienced caravan owner, we know you love improvised weekends and following the pathway to discovery with no loss in comfort: the Silver is made for you!

With an incomparable set of features, it will meet your every need while combining freedom with comfortable living.

Hit the road to adventure with effortless towing and exceptional ease of storage. And don't forget its extraordinary design, outstanding comfort and expanded storage areas – they'll let you take full advantage of your travels.

We've listened carefully to you, our customers, to your comments and suggestions, and have designed our caravans with your needs and requests in mind.

The EASY TOP system that lets you raise the caravan roof automatically, without effort, in less than a minute is now proposed as an option on all SILVER 2016 models.

NEW IN 2016: an innovative layout in the Premium range, with twin beds that can be transformed into a king-size bed.





Setup

Increase your caravan's volume in the blink of an eye thanks to the roof extension, manually or automatically with the new exclusive EASY TOP system.



Handling

With a third less wind resistance than a standard caravan, the SILVER is easily hauled and substantially reduces your fuel consumption.



Toll booths

Being under 2 meters in height, this caravan goes through toll booths without additional charge.



Easy Top Motor assisted pop-up roof (Option)



Garage clearance

With a minimum 1.8 or 2.0m width and 1.98m height, your SILVER goes easily in and out of your garage.



XPS-foam insulation

Insulation core made out of XPS Foam : excellent insulation features, durability and rot-proofness, humidity-resistance.



Hitching

Its compact dimensions and weight make hitch linkage easy.



Gasheating

Exclusivity

- Integrated silent hot air-ventilation
- Reduced gas-consumption
- Easy to operate (optional)



Silver Trend 310

The advantages of a large caravan

The **SILVER Trend 310** has all the advantages of a large caravan in a more compact unit that makes towing and storing easier.

With a rear kitchen equipped with an 85-liter refrigerator, a toilet and a spacious dining area that can be transformed into a bed, the silver Trend 310 is the ideal caravan for a carefree, comfortable vacation.

Silver Trend 310TDL: The built-in dining nook gives you a more comfortable area with a spacious bench.





Silver Trend 380

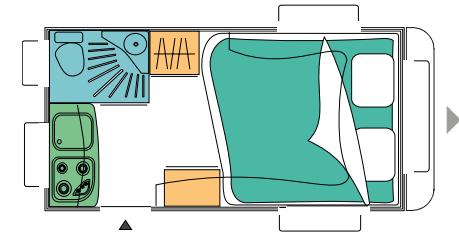
Comfort

Enjoy the exceptional comfort of the fixed bedding in the Silver Trend 380CP. The model features a bed with a slatted base and a built-in washbasin that can be raised for true comfort and an outstanding vacation experience!

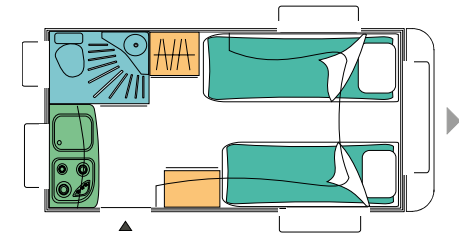
Choose from among the three bedding possibilities in the Silver Trend 380TDE:

- Twin beds, 75x210 cm and 75x190 cm
- King-size bed, 210/190x190 cm
- Transversal bed, 140x190 cm + roomy dinette


And don't forget the large opening windows that offer you an unprecedented view of the outside environment!



380 TDE King-size bed



380 TDE Twin beds



380 TDE Transversal bed



Silver Trend 420

Reinforced insulation

Low-slung SILVER caravans offer perfect insulation with a polyester roof that guarantees optimal heating and a very high level of sound-proofing.

The Silver Trend 420CP has all of the range's «main» features: a bedroom for parents, an ample dinette, generous storage space and a toilet. With a fixed bed, a convertible dinette and a washbasin that can be raised, the Silver Trend 420CP combines space, practicality, comfort and ease of living.





Silver Premium 440



Safety

The Silver models have many advantageous safety features: SILVER caravans all have stabilizing jacks and independent wheel suspension with dual-effect shock absorbers, as well as large-size tires and inertia braking with automatic reversing.

With the Silver Premium 440, move up the line and touch luxury with your fingertips. With a novel layout for a low-slung caravan (U-shaped living room, toilet and shower) and an innovative design, this exceptional model will bring you ever-increasing satisfaction.





Silver Premium 450LJ

Perfect balance

New in the 2016 collection, the Silver Premium 450LJ has a new layout that includes the results of our on-going dialog with customers.

With all the advantages of the Silver Premium 440 (toilet, shower, U-shaped living room), the Silver Premium 450LJ also offers the possibility of fixed twin beds for optimal comfort and practicality. The Silver 450LJ has twin beds that expand into a king-size bed.

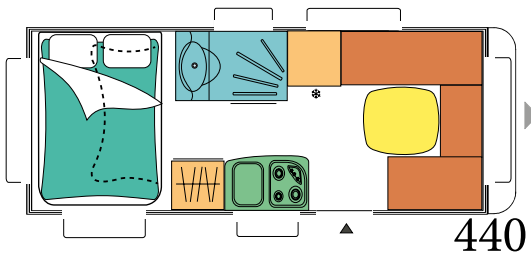
The Silver Premium 450LJ is a caravan that matches your personality, providing a perfect balance between travel and comfort.



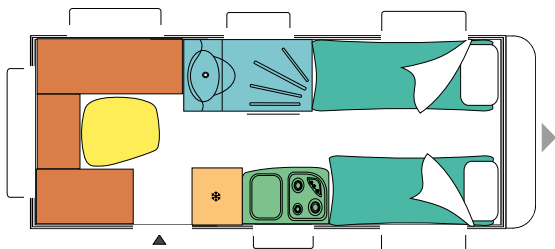
SILVER

COLLECTION 2016

Premium

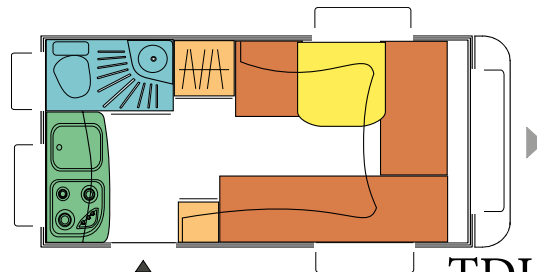
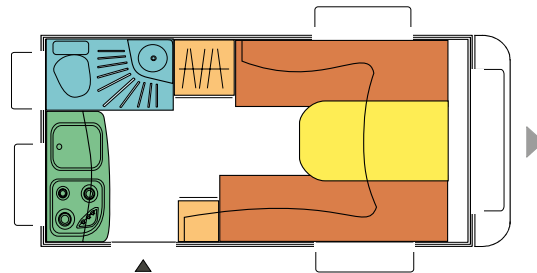


440



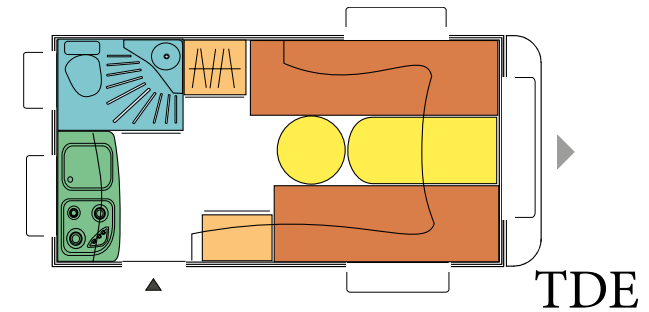
450LJ

310

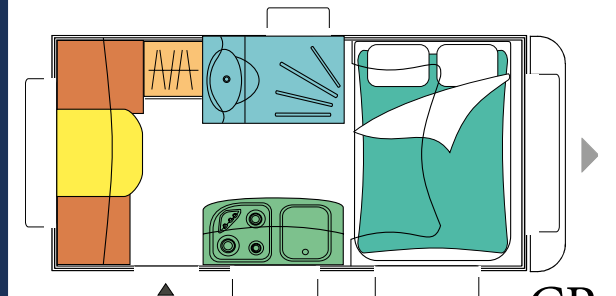


TDL

380

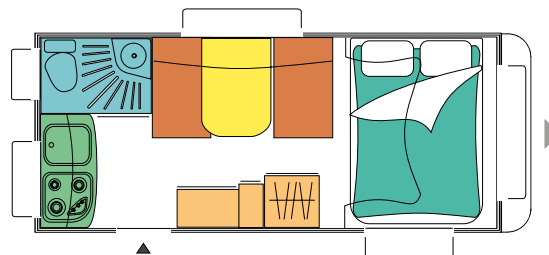


TDE



CP

420



CP

SILVER TREND CONFECTION



ICE



GENOVA



ROUGE

SILVER 2016

S = series *O* = option */ = not planned	310	310TDL	380TDE	380CP	420CP	Premium 440	Premium 460LJ
DIMENSIONS AND WEIGHTS							
Berths	2	2	2	3	4	4	2
Overall length (m)	4,85	4,85	5,25	5,25	5,85	5,9	5,90
Length for external body (m)	3,90	3,90	4,30	4,30	4,90	5,6	5,60
Internal length (m)	3,40	3,40	3,80	3,80	4,40	4,4	4,40
Overall height (m)	1,98	1,98	1,98	1,98	1,98	<2	<2
Internal height (m)	1,95	1,95	1,95	1,95	1,95	1,95	1,95
Overall width (m)	1,80	1,80	2,00	2,00	2,00	2	2,00
Estimated ex-works weight (kg)	730	730	850	860	920	920	930
Estimated mass in running order +/-5% (kg)	770	770	900	900	960	960	970
Estimated gross caravan weight (kg)	850/1000	850/1000	1100/1200	1100/1200	1100/1200	1200kg	1200kg
Technical payload increase	-	-	1300	1300	1300	1300	1300
Actual payload KG	80/230	80/230	200/300	200/300	140/240	240	230
Available payload for options (kg)	26/176	26/176	142/242	132/232	56/156	156	166
Awning length (m) +/- 5%	6,43	6,43	6,83	6,83	7,43	/	/
CHASSIS							
Red stop light	S	S	S	S	S	S	S
Galvanized chassis and drawer	S	S	S	S	S	S	S
Independent wheel with shock absorbers	S	S	S	S	S	S	S
Corner steadies integral to the chassis	S	S	S	S	S	S	S
Shock absorbers	S	S	S	S	S	S	S
Telescopic front wheel	S	S	S	S	S	S	S
Inertia braking, automatic reversing	S	S	S	S	S	S	S
Total isolation (polyurethan foam)	S	S	S	S	S	S	S
AKS (3kg)	O	O	O	O	O	S	S
Alloy wheel	S	S	S	S	S	S	S
Spare wheel in front box	S	S	S	S	S	S	S
All opening window with double glass partition	S	S	S	S	S	S	S
Integrated gasboilie box on front panel	S	S	S	S	S	S	S
Whole polyester front face	S	S	S	S	S	S	S
Rear light support	S	S	S	S	S	/	/
Outside storage	S	S	S	S	S	S	S
GRP sides	S	S	S	S	S	S	S
Roof lifting by roll bearing assistance	S	S	S	S	S	S	S
Automated pop-up roof WARNING : this option increases the mass in running order of 16 kg	O	O	O	O	O	O	O
Monoblock roof GRP	S	S	S	S	S	S	S
EXTERIOR							
Blind (15kg)	O	O	O	O	O	O	O
Width of the blind	2,50	2,50	2,70	2,70	3,00	3,00	3,00
HABITATION							
TRUMA heater (10kg) E2004	O	O	O	O	O	O	O
Mosquito blinds	S	S	S	S	S	S	S
Halogen spot lights	S	S	S	S	S	S	S
One part thermoformed door	S	S	S	S	S	S	S
Extra storage compartment on the door	S	S	S	S	S	S	S
Seat edge opening	-	-	-	S	S	-	S
3 Stainless steel burners	S	S	S	S	S	S	S
Stainless steel sink	S	S	S	S	S	S	S
Water heater (electrical : 5kg / gas : 15 kg)	O	O	O	O	O	O	O
Tri-mixte fridge 70L	S	S	-	-	-	-	-
Tri-mixte fridge 85L	-	-	S	S	S	S	S
Used water tank + fresh water tank WARNING : this option increases the mass in running order of 60 to 70 kg	O	O	O	O	O	O	O
BATHROOM							
Toilet	S	S	S	S	S	S	S
Toilet cupboard	S	S	S	S	S	S	S
Corner sink vanity unit	S	S	S	/	S	/	/
foldaway washbasin	/	/	/	S	/	S	S
Shower pack (shower tray, curtain, water heater)	O	O	O	O	O	O	O
Sliding furniture under sink	S	S	S	/	S	/	/
Shower plate	S	S	S	S	S	S	S
BEDROOM							
Front dining room transforming in a 2 places bed	S (180x170)	S (175x170)	S (3 possibilities)	/	/	S (136/92x190)	/
Rear dining room transforming in a 2 places bed	/	/	/	/	/	/	/
Rear dining room transforming in a 1 place bed	/	/	/	S	S (100x180)	/	/
Front permanent bed 140 X 190	/	/	/	S	S	S	/
Slated board	/	/	/	S	S	S	S
Twin beds 70 x 190/200 / Kingsize 190 X 200	/	/	/	/	/	/	S
ELECTRICAL INSTALLATION							
Transformer 220/12 volts	S	S	S	S	S	S	S
Battery box	S	S	S	S	S	S	S
Sockets 220 V	S	S	S	S	S	S	S
Awning light	S	S	S	S	S	S	S

SILVER PREMIUM CONFECTION



FIRST



ALL INCLUDED :

- GRP roof and panels
- Luggage door
- Alloy wheels
- Shockabsorbers
- Combined blinds & mosquito net
- Double glazing window
- Polyester roof extension
- Spare wheel
- Battery prepared and battery box
- 2 years warranty
- 5 years watertightness warranty*
- AKS 3004 (optional for Trend models)

OPTIONS :

- Automatic pop up roof extension
- Blind
- Gas heater
- Shower pack

* (according to SILVER warranties:see conditions within our network)

SILVER

TRIGANO VDL

**1, avenue de Rochebonne - CS 69003
07302 TOURNON-SUR-RHÔNE CEDEX - FRANCE
www.silver-pop-up-caravans.com**

SIRET TRIGANO VDL RCS PARIS B 458 502 838. All the characteristics, valid when printed in 08/15, are given by the manufacturer for information only and vary between countries; refer to the attached data sheet. Characteristics are subject to change due to technical progress. The reception certificate is evidence for government organizations. for weights and dimensions, contact your dealer. Pictures and text are not contractual.

DEALER STAMP